




**DN 50 to DN 100**

# High pressure mining ball valve HKA-C, steel

## For solid and liquid media



**DN 25 to DN 80**

**DN 25 - 100 mm PN max. 500 bar**

Please ask separately, where requirements exceed the standard conditions of use listed in this data sheet.

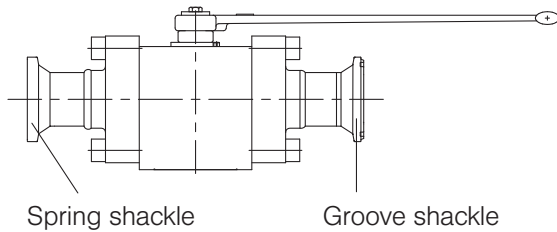
As a matter of principle, the operating and maintenance instructions, in particular the safety instructions must be observed!

Operating and maintenance instructions as well as the approval certificates can be downloaded at [www.von-scheven.de](http://www.von-scheven.de).

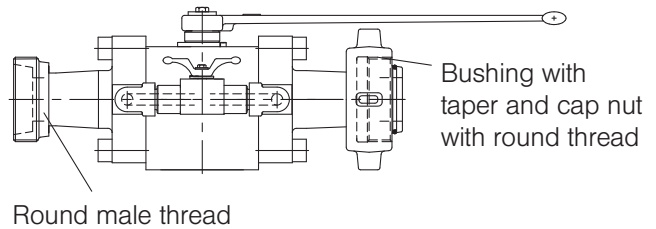
We reserve the right to carry out technical modifications.

## Technical data HKA-C

### Clamp coupling (Series 39)



### Screw coupling (Series 72)



#### Series 39 (clamp coupling)

DN mm	PN* bar		Spring shackle	Groove shackle
50	320		Spring shackle	Groove shackle
65	400	With bypass**	Spring shackle	Groove shackle
80	400	With bypass**	Spring shackle	Groove shackle
100	112		Spring shackle	Groove shackle

\*\*optional

#### Series 72 (screw coupling)

DN mm	PN* bar		Male thread	Bushing with taper and cap nut with round thread
25	320		Rd 46 x 1/6"	Rd 46 x 1/6"
32	500		Rd 75 x 1/6"	Rd 75 x 1/6"
			Rd 80 x 1/6"	Rd 80 x 1/6"
			Rd 90 x 1/6"	Rd 90 x 1/6"
			Rd 90 x 5	Rd 90 x 5
40	320		Rd 80 x 1/6"	Rd 80 x 1/6"
50	400		Rd 85 x 5	Rd 85 x 5
			Rd 90 x 1/6"	Rd 90 x 1/6"
			Rd 95 x 5	Rd 95 x 5
			Rd 120 x 5	Rd 120 x 5
65	400	With bypass**	Rd 120 x 1/4"	Rd 120 x 1/4"
		With bypass**	Rd 120 x 5	Rd 120 x 5
		With bypass**	Rd 130 x 1/4"	Rd 130 x 1/4"
80	400	With bypass**	Rd 132 x 5	Rd 132 x 5
		With bypass**	Rd 140 x 5	Rd 140 x 5

\*Exemplary pressure ratings can vary according to type of connection

\*\*optional